

24/11/2011
P. Preetfal
UMAJOSI

24/11/11
A.A. CROWE
EXTERNAL MODERATOR

24/11/11
P.B. MAJOZI
External Moderator
(Umajosi)

Copyright reserved

This memorandum consists of 12 pages.

DEPARTMENT OF BASIC EDUCATION
2011 -11- 1 0
PRIVATE BAG X 110 PRETORIA 0001
PUBLIC EXAMINATIONS

24/11/11
W.T. MAB

MARKS: 150

LIFE SCIENCES P1
VERSION 2 (OLD CONTENT) FOR PART-TIME CANDIDATES
NOVEMBER 2011
FINAL MEMORANDUM - 24/11/2011

GRADE 12

NATIONAL SENIOR CERTIFICATE

basic education
Department:
Basic Education
REPUBLIC OF SOUTH AFRICA





PRINCIPLES RELATED TO MARKING LIFE SCIENCES 2011

1. **If more information than marks allocated is given**
Stop marking when maximum marks is reached and put a wavy line and 'max' in the right hand margin.
2. **If, for example, three reasons are required and five are given**
Mark the first three irrespective of whether all or some are correct/incorrect.
3. **If whole process is given when only part of it is required**
Read all and credit relevant part.
4. **If comparisons are asked for and descriptions are given**
Accept if differences/similarities are clear.
5. **If tabulation is required but paragraphs are given**
Candidates will lose marks for not tabulating.
6. **If diagrams are given with annotations when descriptions are required**
Candidates will lose marks.
7. **If flow charts are given instead of descriptions**
Candidates will lose marks.
8. **If sequence is muddled and links do not make sense**
Where sequence and links are correct, credit. Where sequence and links is incorrect, do not credit. If sequence and links becomes correct again, resume credit.
9. **Non-recognized abbreviations**
Accept if first defined in answer. If not defined, do not credit the unrecognised abbreviation but credit the rest of answer if correct.
10. **Wrong numbering**
If answer fits into the correct sequence of questions but the wrong number is given, it is acceptable. Indicate that the candidate's numbering is wrong.
11. **If language used changes the intended meaning**
Do not accept.
12. **Spelling errors**
If recognizable accept provided it does not mean something else in Life Sciences or if it is out of context.
13. **If common names given in terminology**
Accept, provided it was accepted at the National memo discussion meeting.

P. Preethall
JMALUSI

P.B. MAJOZI
External Moderator
(Umahesh)

Handwritten marks and scribbles

P. Preehfall
UMALUSI

P.B. MAJOZI
External Moderator
(Umalsi)

14. If only letter is asked for and only name is given (and vice versa) No credit.
15. If units are not given in measurements Memorandum will allocate marks for units separately, except where it is already given in the question.
16. Be sensitive to the sense of an answer, which may be stated in a different way.
17. **Caption**
Credit will be given for captions to all illustrations (diagrams, graphs, tables, etc.) except where it is already given in the question.
18. **Code-switching of official languages (terms and concepts)**
A single word or two that appears in any official language other than the learners' assessment language used to the greatest extent in his/her answers should be credited, if it is correct. A marker that is proficient in the relevant official language should be consulted. This is applicable to all official languages.
19. No changes must be made to the marking memoranda. In exceptional cases, the Provincial Internal Moderator will consult with the National Internal Moderator (and the External moderators if necessary).
20. Only memoranda bearing the signatures of the National Internal Moderator and the UMALUSI moderators and distributed by the National Department of Basic Education via the Provinces must be used in the training of markers and in the marking.

P. Preetfall
JMAJUSI

P.B. MAJOZI
External Moderator
(Umatusi)

SECTION A
QUESTION 1

- 1.1 A✓✓
- 1.1.1 A✓✓
- 1.1.2 C✓✓
- 1.1.3 C✓✓
- 1.1.4 B✓✓
- 1.1.5 B✓✓
- 1.2
- 1.2.1 Dihybrid✓
- 1.2.2 Acrosome✓
- 1.2.3 Albinism✓
- 1.2.4 Gestation✓/(pregnancy)
- 1.2.5 Genetic engineering✓/biotechnology/gene manipulation/genetic modification/DNA recombination
- 1.2.6 (DNA) Replication✓
- 1.2.7 (DNA) finger-printing✓/profiling
- 1.3
- 1.3.1 B only✓✓/B
- 1.3.2 Both A & B✓✓/A & B
- 1.3.3 B only✓✓/B
- 1.3.4 A only✓✓/A
- 1.3.5 None✓✓
- 1.3.6 None✓✓
- 1.4
- 1.4.1 A - Spindle fibre✓/thread
- B - Centriole✓/centrosome
- C - Bivalent✓/homologous chromosomes
- D - Daughter✓ cells/gametes/cell membrane
- E - Chromatid✓
- 1.4.2 (a) Metaphase 1✓
- (b) Anaphase 2✓
- 1.4.3 3 - 1 - 5 - 2 - 4✓✓✓
- 1.4.4 - Exchange of genetic material✓ introduces genetic variation✓
- Reduction of chromosome number to haploid number✓
- to keep the chromosome number constant from generation to generation✓
- Forms four haploid cells✓ which function as gametes✓
- Independent assortment✓ to bring about genetic variation✓
- Form gametes✓ for sexual reproduction✓
- (Mark first TWO only)
- (14) (any) (4)
- (14)
- (5)
- (1)
- (1)
- (3)
- (7)
- (12)
- (5 x 2) (10)

me
de

P. Preetkaur
P. Preetkaur
JMALUSI

P.B. MAJAZI
External Moderator
(Umsusi)

TOTAL SECTION A: 50

(7)
(3)

(Answer might be given in a Punnett square/line diagram)

Half of all the sperm of the father carry the X chromosome and half of all the sperm carry the Y chromosome

(2)

(2)

- 1.5.1 (a) 44XX✓
- 1.5.1 (b) 44XY✓
- 1.5.2 (c) Girl✓/female
- 1.5.2 (d) Boy✓/male

1.5.3 50% ✓ /equal chance that the fourth child would be a boy or a girl

Mo

P. Preetkaur
UMALUSI

P.B. MAJOZI
External Moderator
(Umalsi)

SECTION B
QUESTION 2

2.1 In early interphase the DNA is starting to replicate/has not replicated

2.1.1 In mitosis prophase replication has been completed ✓ (2)

2.1.2 Meiosis I prophase the cell is still diploid/2n

Meiosis II prophase the chromosome number is halved ✓/n (2)

2.2

2.2.1 AB ✓ (1)

2.2.2 4 ✓/four (1)

2.2.3 B ✓/B (1)

2.2.4 People from blood groups AB and B possess the B allele and since people with blood group AB and B together are less frequent than A or O the B allele is the least frequent (2)

2.2.5 Many people that are of blood groups A and B might be heterozygous ✓/I^A and I^B many offspring could end up with II combination ✓ (2)

OR
Since the proportion of the population with O type is the greatest the possibility of reproduction between individuals with O group is greater and many offspring could end up with O blood group ✓ (3)

2.3

2.3.1 A - Nuclear membrane ✓
B - mRNA ✓
D - DNA ✓ (3)

2.3.2 - Carries hereditary characteristics ✓ from parents to their offspring - Controls the synthesis (manufacturing) of proteins ✓/ controls the structure and functioning of cells - Acts as template for formation of mRNA ✓ (any) (1)

(Mark first ONE only)

2.3.3 Transcription ✓ (1)

2.3.4 Ribosome ✓ (1)

(6)

P. Preethall
JMALUSI

P.B. MAJOZI
External Moderator
(Jmalusi)

[30]
(12)
(2)

- 2.4 The percentage of X chromosomes with lethal mutations increases/decreases when the dosage of X-rays increases/decreases
- OR**
- 2.4.1 A change in the amount of X-rays has no effect on the percentage X chromosomes with lethal mutations (3)
- 2.4.2 Radiation/Amount of X-rays (Mark first ONE only) (1)
- 2.4.3 4 (1)
- 2.4.4 Use chromosomes from the same species
Use X chromosomes only
Time exposed to radiation
Environmental conditions e.g. temperature, CO₂, O₂ and humidity
Ensure that no lethal mutations are present before the investigation (Mark first THREE only) (3)
- any (3)
- 2.4.5 An increase in the amount of radiation of X-rays leads to an increase in the percentage of X chromosomes showing lethal mutations
OR
A decrease in the amount of X-rays leads to a decrease in the percentage of X chromosomes with lethal mutations (2)
- 2.4.6 - Take many readings at each X-ray amount and find the average reading
- Certain factors/example of factors must be kept constant (Mark first ONE only) (2)

[Handwritten signatures]

[Handwritten signature]

P. Preehall
JMALUSI

P.B. MAJOZI
External Moderator
(Jmalusi)

QUESTION 3

3.1

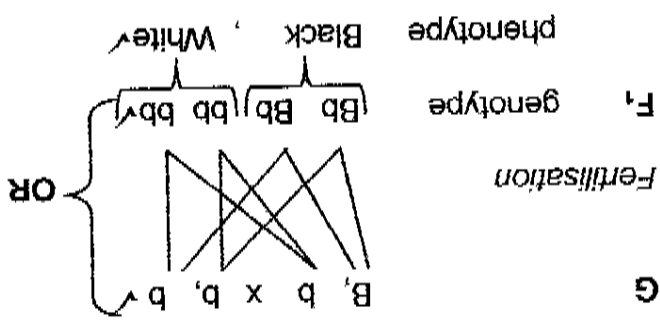
3.1.1 2 - Black
4 - White

3.1.2 1BB:2Bb:1bb / 1:2:1

3.1.3 18% all/100%

3.1.4 P₁ phenotype
genotype Bb x bb
Black x White

Meiosis



gametes	b	B
b	bb	Bb
B	Bb	BB

1 mark for correct gametes
1 mark for correct genotypes

Parents and offspring / P₁ & F₁
Meiosis and fertilisation

3.2
3.2.1 A - Umbilical cord
B - Amnion

3.2.2 (a) Food / nutrients / glucose / amino acids,
oxygen, water, antibodies

(b) Drugs / nicotine / heroin,
CO₂, alcohol, viruses / named viruses e.g. HIV
(Mark first TWO only)

3.2.3 Shock absorber / prevents physical or mechanical damage
Protects the foetus from drying out
Insulates the foetus against temperature fluctuations
Allows foetal movement / growth and development
(Mark first ONE only)

3.2.4 Amniocentesis

3.2.5 - Parents will know whether the foetus grows normal
- It is used to determine the sex of the foetus
- To detect diseases / abnormalities / disorders of the foetus / any e.g.
of diseases / abnormalities / disorders
(Mark first THREE only)

3.2.6 Down's syndrome / trisomy (21)

(1)
(12)

(3)

(1)

(1)

(2)

(2)

(2)

(6)
any

(10)

[Handwritten signatures]

A.A. CROWE
EXTERNAL MODERATOR

P.B. MAJOZI
External Moderator
(Umalusi)

P. Pretorius
: JMALUSI

TOTAL SECTION B: 60

[30]

(8)

(2)

(2)

(2)

3.3
3.3.1 In this pedigree diagram, haemophilia occurs in males only ✓

(c) X^hY^v

(b) $X^HX^hY^v$

3.3.2 (a) X^hY^v

P.B. MAJOZI
External Moderator
(Umalusi)

P. Pretorius
UMALUSI

SECTION C
QUESTION 4

- 4.1 To insert the DNA/nucleus of sheep that you want to clone into the egg cell of the recipient (2)
- 4.1.1 (1)
- 4.1.2 First (1)
- 4.1.3 Dolly will have exactly the same DNA as the first donor sheep/
DNA/nucleus of the second donor was removed and replaced (2)
- 4.1.4 Mitosis (1)
- 4.1.5 (a) In favour of genetic engineering
- enhanced taste/quality of food ✓
 - reduced/increased maturation time ✓
 - increased yield of plants (fruit, vegetables) ✓
 - improved resistance to disease, pests, drought and herbicides ✓
 - increased food security for growing populations ✓
 - increased shelf life ✓
- (Mark first THREE only) (any) (3)
- (b) Against cloning
- They might feel that scientists want to play God ✓
 - The clones might be used for 'spare' organs etc./
 - Could be sold to anybody that can pay for it – lead to exploitation ✓
 - Reducing the gene pool by reducing variation ✓
 - Cloned organisms may have developmental/morphological problems ✓
 - Costly process ✓
 - May generate more experimental waste ✓
- (Mark first THREE only) (any) (3) (12)

[Handwritten signature]

[Handwritten signature]

P.B. MAJOZI
External Moderator
(Umatusi)

P. Preetfall
UMATUSI

(13)
(2)

(Mark first TWO only)

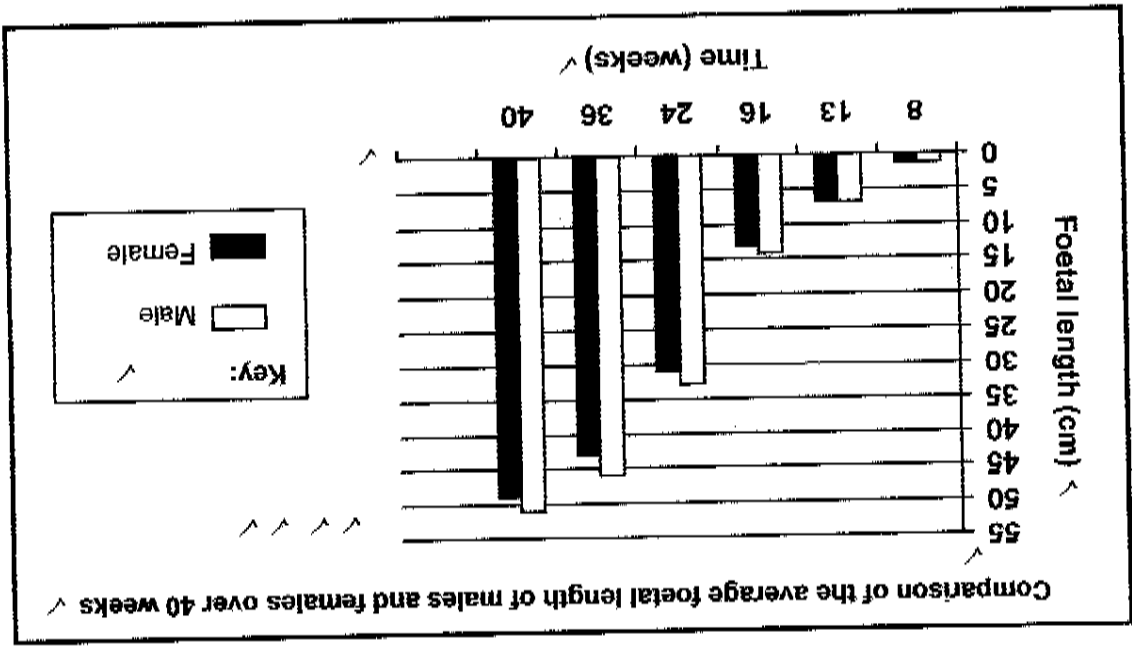
- Average foetal length of both males and females are the same at 8 and 13 weeks ✓
 - Average foetal length of males is greater than the average foetal length of females from 16 to 40 weeks ✓
 - Average foetal length increases for males and females over the 40 week period
- 4.2.2
- If the wrong type of graph is drawn: marks will be lost for correct type of graph
 - If graphs are not drawn on the same system of axes, mark the first graph only using the given criteria
 - If axes are transposed then marks will be lost for correct labels and units for X and Y axes

NOTE:

(11)

Correct type of graph	1
Caption of graph	1
Correct label and units for X-axis	1
Correct label and units for Y-axis	1
Graphs labelled/key provided for 2 graphs	1
Appropriate width and interval of bars	1
Appropriate scale for Y-axis	1
Drawing of the bars	1: 1 to 3 bars plotted correctly 2: 4 to 7 bars plotted correctly 3: 8 to 11 bars plotted correctly 4: all 12 bars plotted accurately

Rubric for the mark allocation of the graph



4.2
4.2.1

R
 (15) 40 150
 (3)

GRAND TOTAL:
 TOTAL SECTION 4:

24/11/2011
P. Preetha
 JMALUSI

P.B. MAJOZI
 External Moderator
 (Jmalusi)

Marks	Descriptions
3	Well structured – demonstrates insight and understanding of question
2	Minor gaps in the logic and flow of the answer
1	Attempted but with significant gaps in the logic and flow of the answer
0	Not attempted/nothing written other than question number

Synthesis

- Abstain✓ from sexual activity/promiscuous behaviour
 - Use of condoms✓ can reduce the risks of STDs
 - Be faithful to your partner✓
 - Cautious handling of body fluids✓
 - Know your status✓
- (2) (any) (12)

Prevention:

- No cure✓/Anti-retroviral treatment slows down the progression/ARV's/ nutrition
- (2)

AIDS

Gonorrhoea
 Antibiotics✓/ Penicillin

Possible treatment:

- Flu✓ like symptoms in early stages
 - Failure of the immune system✓ which results in
 - e.g. fungal infection of the lungs✓/any other correct disease
 - Weight loss✓
 - Sores✓
- (3) (any) (Mark first THREE only)

AIDS

(Mark first THREE only)

- Pain or burning when passing urine✓
 - Abnormal discharge from the genital openings✓
 - Inflammation of the testicles✓
 - Sores✓
 - Painful/swollen joints✓
- (3)

Gonorrhoea

Symptoms:

HIV✓ (1)

AIDS

Bacterium✓ (1)

Gonorrhoea

Causes:

4.3 Possible answers for the mini essay